

MVME4100

NXP® 8548E VME SBC

DATA SHEET

The MVME4100 is designed for a broad range of applications including industrial automation, imaging, radar and sonar.

- 1.3GHz system-on-chip NXP MPC8548E with e500 processor core, double precision floating point operations, integrated memory controller, DMA engine, PCI-X and PCI Express interface, Ethernet, and local I/O
- 2GB of DDR2 ECC memory, 128 MB NOR flash and 2GB NAND flash
- 512 KB of MRAM non-volatile memory
- Four Gigabit Ethernet ports
- Five serial ports
- USB 2.0 controller for integrating cost-effective peripherals (commercial temperature only)
- 2eSST VMEbus protocol with 320MB/s transfer rate across the VMEbus
- Board support packages for VxWorks and Linux
- Dual 33/66/100 MHz PMC sites for expansion via industry standard modules with support for processor PMCs
- 8x PCI/PCI-X expansion connector for PMC/XMC expansion using SMART EC XMCspan carrier
- MVME7216E direct-connect rear transition module (RTM) for I/O routing through rear of VMEbus chassis


The MVME4100 single-board computer from SMART Embedded Computing incorporates the NXP 8548E processor, industry-leading storage options, extensive I/O and flexible expansion options including an on-board PMC site and up to four optional XMC sites via expansion cards.

The MVME4100, with the NXP MPC8548E system-on-chip (SoC) processor, provides a high-performance, cost-effective continuation for currently deployed VME infrastructure.

The e500 core, coupled with the current operating systems, allows for double precision floating point operations. In addition, the processor-enabled supplementary encryption engine can be leveraged to address new opportunities meeting the ever-growing demands for network privacy and data security.

The MVME4100 memory and storage options raise the bar in the embedded computing market. 2GB of DDR2 RAM is provided in SO-DIMM format. Innovative MRAM is included for truly non-volatile memory. Also included are 2GB of NAND flash, which can take the place of some rotating media or removable flash, while offering improved performance and life cycle.

High speed 2eSST protocol and extensive I/O - four Gigabit Ethernet ports, five serial ports, USB and PMC/XMC sites - round out the MVME4100 to provide maximum performance and flexibility.



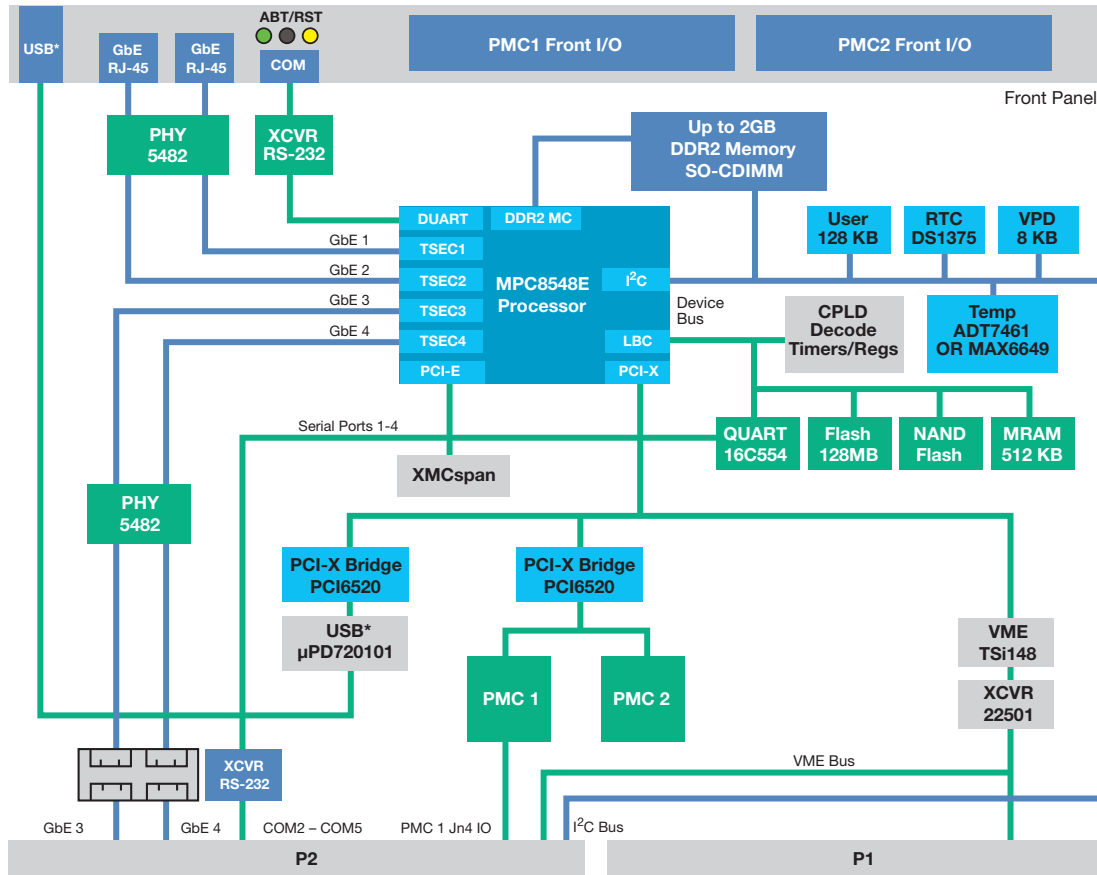
powerBridge
Computer

Ehlbeek 15a
30938 Burgwedel
fon 05139-9980-0
fax 05139-9980-49

info@powerbridge.de
www.powerbridge.de

 **SMART**
Embedded Computing

MVME4100 Block Diagram



* Commercial temperature only

Overview

VMEBUS 2ESST PERFORMANCE

The 2eSST protocol offers an available VME bus bandwidth of up to 320MB/s, an increase of up to 8x over VME64, while maintaining backward compatibility with VME64 and VME32. The combination of the latest Texas Instruments VMEbus transceivers and the Tundra Tsi148 VMEbus bridge's legacy protocol support allows customers to integrate the MVME4100 series into their existing infrastructure providing backward compatibility and thereby preserving their investment in existing VMEbus boards, backplanes, chassis and software.

BALANCED PERFORMANCE

The MVME4100 series provides more than just faster VMEbus transfer rates; it provides balanced performance from the processor, memory subsystem, local buses and I/O subsystems. This coupled with a wealth of I/O interfaces make the MVME4100 series ideal for use as an application-specific compute blade, or an intelligent I/O blade/carrier. The NXP MPC8548E system-on-chip (SoC) processor, running at speeds up to 1.3GHz, is well-suited for I/O and data-intensive applications. The integrated SoC design creates an I/O intensive state-of-the-art package that combines a low power processing core with on-chip L2 cache and an integrated DDR2 memory controller, PCI Express, DMA, Ethernet and local device I/O. The on-chip PCI Express interface and DDR2 memory buss are well matched to the processor. To ensure optimal I/O performance, the MVME4100 also offers quad Gigabit Ethernet interfaces, USB 2.0, and five (5) RS-232 serial connections. All of this adds up to a set of well-balanced, high-performance subsystems offering unparalleled performance.



Backward Compatibility

PCI EXPANSION

The MVME4100 has an 8x PCI Express connection to support PCI Express expansion carriers such as the SMART EC XMCSpan-001 or XMCSpan-002.

TRANSITION MODULES

The MVME7216E transition module provides industry standard connector access to two 10/100/1000BaseT ports, and four asynchronous serial ports configured as EIA-232 DTE. All of these are via RJ-45 connectors. The MVME7216E RTM is designed to directly connect to the VME backplane in chassis' with an 80 mm deep rear-transition area.

Software Support

FIRMWARE MONITOR

The MVME4100 firmware (known as MOTLoad) is resident in the MVME4100 flash and provides power on self-test (POST enhancements available after release), initialization and operating system booting capabilities. In addition, it provides a debugger interface similar to the time proven "BUG" interface on previous VMEbus boards from SMART EC.

OPERATING SYSTEMS AND KERNELS

The MVME4100 series supports booting a variety of operating systems including a complete range of real-time operating systems and kernels.

Specifications

PROCESSOR

- Microprocessor: NXP MPC8548E with e500 core
- Clock Frequency: 1.3GHz
- On-chip L1 Cache (I/D): 32 K/32 K
- On-chip L2 Cache: 512 KB

SYSTEM CONTROLLER

- Integrated within MPC8548E

MAIN MEMORY

- Double data rate (DDR2) SDRAM with ECC
 - Speed: DDR2-533
 - Capacity: 2GB
 - Form: SO-DIMM

FLASH MEMORY

- NOR flash, on-board programmable
 - Capacity: 128MB
 - Write Protection: Hardware via switch, software via register or sector lock
- NAND flash, on-board programmable
 - Capacity: 2GB
 - Write Protection: Software via register

NON-VOLATILE MEMORY

- SEEPRAM, on-board programmable
 - Capacity: 128 KB (available for users), 8 KB baseboard Vital Product Data (VPD)
- MRAM
 - Capacity: 512 KB

VMEBUS INTERFACE


- Compliance: ANSI/VITA 1-1994 VME64 (IEEE STD 1014), ANSI/VITA 1.1-1997 VME64 Extensions, VITA 1.5-199x 2eSST
- Controller: Tundra Tsi148 PCI-X to VMEbus bridge with support for VME64 and 2eSST protocols
- DTB Master: A16, A24, A32, A64; D08-D64, SCT, BLT, MBLT, 2eVME, 2eSST
- DTB Slave: A16, A24, A32, A64; D08-D64, SCT, BLT, MBLT, 2eVME, 2eSST, UAT
- Arbiter: RR/PRI
- Interrupt Handler/Generator: IRQ 1-7/Any one of seven IRQs
- System Controller: Yes, switchable or auto detect
- Location Monitor: Two, LMA32

ETHERNET INTERFACE

- Controller: MPC8548E Triple Speed (TSEC) Ethernet Controllers
- Interface Speed: Four @ 10/100/1000Mbps (TSEC)
- Connector: Two Gigabit Ethernet ports routed to front panel RJ-45, two Gigabit Ethernet ports to VMEbus P2 connector, pin out matching MVME7216E RTM
- Indicators: Link status/speed/activity



ASYNCHRONOUS SERIAL PORTS

- Port 1
 - Controller: MPC8548E DUART (second port N/C)
 - Number of Ports: One 16550 compatible
 - Configuration: EIA-232 DTE (RxD, TxD, RTS, CTS)
 - Async Baud Rate, b/s max.: 38.4 K RS-232, 115 Kbps raw
 - Connector: One front panel micro DB-9
 - Micro DB-9 to DB-9 adapter cable: SERIAL-MINI-D2
- Ports 2-5
 - Controller: Exar ST16C544D QUART
 - Number of Ports: Four 16550 compatible
 - Configuration: EIA-232 (RxD, TxD, RTS, CTS)
 - Async Baud Rate, b/s max.: 38.4 K RS-232, 115 Kbps raw
 - Connector: Via VMEbus P2 connector, pinout matching MVME7216E RTM
-  USB Interface (commercial temperature only)
 - Controller: NEC μ 720101
 - Configuration: USB 2.0
 - Number of ports: One
 - Connector: One powered port routed to front panel

DUAL IEEE P1386.1 PCI MEZZANINE CARD SLOTS

- Address/Data: A32/D32/D64, PMC PN1, PN2, PN3, PN4 connectors (PN4 for PMC1 only)
- PCI Bus Clock: 33 MHz, 66 MHz or 100 MHz PCI/PCI-X
- Signaling: +3.3 V, +5 V
- Power: +3.3 V, +5 V, \pm 12 V
- Module Types: Two single-wide or one doublewide, front panel or P2 I/O, PMC and PrPMC support, PMC1 site Pn4 routed to VMEbus P2 connector rows A and C

PCI EXPANSION CONNECTOR FOR INTERFACE TO XMCSPAN BOARDS

- 8x PCI Express interface
- One 76-pin connector located on MVME4100 planar

COUNTERS/TIMERS

- TOD Clock Device: Maxim DS1375 I²C device with battery backup
- Cell Storage Life: 10 years at 25 °C
- Cell Capacity Life: One year at 100% duty cycle, 25 °C
- Removable Battery: Yes
- Real-Time Timers/Counters: Four, 32-bit programmable timers in PLD; four, 32-bit programmable/cascadable timers in MPC8548E
- Watchdog Timer: In PLD

BOARD SIZE AND WEIGHT

- Height: 233.4 mm (9.2 in.)
- Depth: 160.0 mm (6.3 in.)
- Front Panel Height: 261.8 mm (10.3 in.)
- Width: 19.8 mm (0.8 in.)
- Max. Component Height: 14.8 mm (0.58 in.)
- Weight: TBD (IEEE handles)

POWER REQUIREMENTS

(Not including power required by PMC or IPMC modules)

Board Variant	Power
MVME4100-0171	Typical: 18 W at +5 V Maximum: 22 W at +5 V
MVME4100-0173	Typical: 18 W at +5 V Maximum: 22 W at +5 V

OTHER FEATURES

- RoHS compliant
- Jumper-less configuration
- On-board temperature sensor
- JTAG header for connection of diagnostic tools

FRONT PANEL

- IEEE or SCANBE handles
- Connectors for serial, 2x Gigabit Ethernet and USB port (commercial temperature only)
- Openings for PMC sites
- Reset switch
- Status LEDs

ESTIMATED MTBF

MTBF estimated per Telcordia SR-332, issue 2, ground fixed, controlled environment, unit ambient air temperature of 40 °C is 757,000 hours. Contact SMART EC for alternative environments or temperatures.

Transition Modules

I/O CONNECTORS

- MVME7216E
 - Asynchronous Serial Ports: Four, RJ-45, labeled as COM2-5
 - Ethernet: Two 10/100/1000BaseTX, RJ-45

NON-VOLATILE STORAGE

- 8 KB VPD SEEPROM

BOARD SIZE

- Height: 233.4 mm (9.2 in.)
- Depth: 80.0 mm (3.1 in.)
- Front Panel Height: 261.8 mm (10.3 in.)
- Front Panel Width: 19.8 mm (0.8 in.)

All Modules

ENVIRONMENTAL

	Commercial
Cooling Method	Forced Air
Operating Temperature	0 °C to +55 °C
Storage Temperature	-40 °C to +85 °C
Vibration Sine	1G, 5 - 200 Hz
Vibration Random	N/A
Shock	N/A
Humidity	5% to 90% RH
Conformal Coating	Optional

* Final ET shock and vibration capabilities TBD. Values shown are minimums.

SAFETY

All printed wiring boards (PWBs) are manufactured with a flammability rating of 94V-0 by UL recognized manufacturers.

ELECTROMAGNETIC COMPATIBILITY (EMC)

- Intended for use in systems meeting the following regulations:
 - U.S.: FCC Part 15, Subpart B, Class A (non-residential)
 - Canada: ICES-003, Class A (non-residential)
- SMART EC board products are tested in a representative system to the following standards:
 - CE Mark per European EMC Directive 89/336/EEC with Amendments; Emissions: EN55022 Class B; Immunity: EN55024

MVME4100

Data Sheet



Ordering Information

Part Number	Description	Weight
MVME4100-0171-2GF	1.3GHz MPC8548E, 2G NAND FLASH, 2G, SCANBE (ENP1)	0.42 kg
MVME4100-0173-2GF	1.3GHz MPC8548E, 2G NAND FLASH, 2G, IEEE (ENP1)	0.46 kg
Related Products		
XMCSPAN-001	XMC expansion, IEEE handles	
MVME7216E-101	RTM, NEW I/O ON 5 ROW P2, 2 GIGE, 4 SERIAL, PIM, 6E (FOR USE WITH MVME250x/3100/7100/4100)	
MVME721ET-101	Extended temp RTM, new I/O on 5 row P2, two GbE, four serial, PIM, 6E (for use with MVME250x/3100/4100/7100)	
SERIAL-MINI-D2	Serial cable - Micro D sub connector to standard DB-9	
ACC/CABLE/SER/DTE/6E	Serial cable, RD 009, 2M, 2 DTE MD/D, RJ45 to DB9	

SOLUTION SERVICES

SMART Embedded Computing provides a portfolio of solution services optimized to meet your needs throughout the product lifecycle. Design services help speed time-to-market. Deployment services include worldwide technical support. Renewal services enable product longevity and technology refresh.

CONTACT DETAILS

+1 602-438-5720

Info@smartembedded.com

www.smartembedded.com/ec/contact

The stylized "S" and "SMART", and the stylized "S" combined with "SMART" and "Embedded Computing" are trademarks of SMART Modular Technologies, Inc. NXP and QorIQ are trademarks of NXP B.V. All other trademarks and registered trademarks are the property of their respective companies. ©2020. SMART Embedded Computing, Inc. Specifications are subject to change without notice. All rights reserved. For full legal terms and conditions, please visit www.smartembedded.com/ec/legal

