


cBP-3061, 62A, 63, 64


PICMG 2.11 3U cPCI 47-pin Power Backplanes




cBP-3061
Front View



cBP-3064
Front View



cBP-3062A
Rear View



cBP-3063
Rear View

Specifications


Model Name	cBP-3061	cBP-3062A	cBP-3063	cBP-3064
PICMG	2.0 R3.0, 2.11 R1.0			
Dimension (mm, WxH)	40.64x128.7	80.28x128.7	120.92x128.7	161.56x128.7
Power Module Sockets	1	2	3	4
AC/DC input screw terminal	Yes			
DC output (ATX connector)	1	2	3	4
Cascading Current Sharing	No	Yes		
Cascading Voltage Sense	Built-in ATX connector	Dedicated voltage sense connector		
INH# distribution	Built-in ATX connector	Selectable common INH# or separated INH# for each power module, dedicated connector		
FAL# distribution	Built-in ATX connector	Selectable common FAL# or separated FAL# for each power module, dedicated connector		
DEG# distribution	Built-in ATX connector	Selectable common DEG# or separated DEG# for each power module, dedicated connector		
PICMG 2.9 IPMB Socket	No	Yes		
Chassis or Sub-systems	cPCIS-1000, 2000, 2600 series		cPCIS-6400U	cPCIS-3330

Ordering Information


Model number	Description/Configuration
cBP-3061	PICMG 2.11 3U cPCI 47-pin Power Backplanes for one power module
cBP-3062A	PICMG 2.11 3U cPCI 47-pin Power Backplanes for two power modules
cBP-3063	PICMG 2.11 3U cPCI 47-pin Power Backplanes for three power modules
cBP-3064	PICMG 2.11 3U cPCI 47-pin Power Backplanes for four power modules

cBP-3204[R], 06[R], 08[R]

3U cPCI 32-bit Backplanes with optional rear I/O



cBP-3208



cBP-3208R

Specifications


Model Name	cBP-3204[R]	cBP-3206[R]	cBP-3208[R]
PICMG	2.0 R3.0, 2.1 R2.0		
Dimension (mm, W x H)	100.7x128.7	141.3x128.7	181.9x128.7
Segment	One		
cPCI Bus	32-bit/33MHz		
System Slot	Right-hand side		
System Slot Rear I/O	P2 rear I/O with AB-type shroud		
Peripheral Slot	3	5	7
Peripheral Slot Rear I/O	cBP-3204, 3206 and 3208: No rear I/O cBP-3204R, 3206R, 3208R: P2 rear I/O with AB-type shroud		
V(I/O)	3.3V or 5V selectable, factory default is 5V		
Power Connectors	ATX connector x2, DC screw terminals		
Other Connectors	INH#, Reset, PWR_FAL#		
Chassis or Sub-systems	All cPCIS-1000, 2000, 2600 series chassis		
Recommended System Board	cPCI-3500A, 3700A, 3720		

Ordering Information

Model number	Description/Configuration
cBP-3204	3U cPCI 32-bit 4-slot Backplane
cBP-3204R	3U cPCI 32-bit 4-slot Backplane with rear I/O
cBP-3206	3U cPCI 32-bit 6-slot Backplane
cBP-3206R	3U cPCI 32-bit 6-slot Backplane with rear I/O
cBP-3208	3U cPCI 32-bit 8-slot Backplane
cBP-3208R	3U cPCI 32-bit 8-slot Backplane with rear I/O

cBP-3213P[R]

3U cPCI 32-bit 13-slot Backplanes with optional rear I/O



Specifications

Model Name	cBP-3213P	cBP-3213PR
PICMG	2.0 R3.0, 2.1 R2.0, 2.11 R1.0	
Dimension	425.7x128.7 (mm, WxH)	
Segment	One	
cPCI Bus	32-bit/33MHz	
System Slot	Right-hand side	
System Slot Rear I/O	P2 rear I/O with AB-type shroud	
Peripheral Slot	12 slots (cBP-R3213 bridge board is required)	
Peripheral Slot Rear I/O	None	P2 rear I/O with AB-type shroud
Bridge	cBP-R3213 rear bridge board, TI2050 P2P bridge	
Power Socket	PICMG 2.11 47-pin socket x3 (for 8HP power module)	
V(I/O)	3.3V or 5V selectable, factory default is 5V	
Power Connectors	AC/DC input, ATX connector x2, DC screw terminals	
Other Connectors	INH#, Reset, PWR_FAL#, Voltage LEDs	
Chassis or Sub-systems	cPCIS-1103, 2103, 2613 series	cPCIS-1103R, 2103R, 2613R series
Recommended System Board	cPCI-3500A, 3700A, 3720	


Ordering Information

Model number	Description/Configuration
cBP-3213P	3U cPCI 32-bit 13-slot Backplanes with 3 PSU sockets
cBP-3213PR	3U cPCI 32-bit 13-slot Backplanes with 3 PSU sockets and rear I/O
cBP-R3213	Removable rear bridge board

Note: cBP-R3213 is sold separately from cBP-3213P or cBP-3213PR

cBP-3215A

15-slot 3U cPCI High Density Server Backplane



Specifications

Model Name	cBP-3215A	
PICMG	2.0 R3.0, 2.1 R2.0, 2.11 R1.0	
Dimension	425.7x128.7 (mm, WxH)	
Segments	7	
Segment 1	System Slot	Peripheral Slots
	Left hand side, P2 rear I/O	2 slots w/o rear I/O
Segment 2~4	System Slot	Peripheral Slots
	Left hand side, P2 rear I/O	1 slots w/o rear I/O
Segment 5~7	System Slot	Peripheral Slots
	Left hand side, P2 rear I/O	None
cPCI Bus	32-bit/33MHz	
Power Socket	PICMG 2.11 47-pin socket x3 (for 8HP power module)	
V(I/O)	3.3V or 5V selectable, factory default is 5V	
Power Connectors	AC/DC input, ATX connector x2, DC screw terminals	
Other Connectors	INH#, FAL#, DEG#, Voltage LEDs, Reset, PICMG 2.9 IPMB	
Chassis or Sub-systems	cPCIS-1000, 2000 or 2600 series	
Compatible System Board	cPCI-3500A, 3700A, 3720 series, cPXI-3710	

Ordering Information

Model number	Description/Configuration
cBP-3215A	15-slot 3U cPCI High Density Server Backplanes